

ANATOMY OF THE BACK

The spinal column is constituted of 26 vertebrae. Vertebrae are separated from each other by cartilaginous discs and every disc is formed by an external fibrous ring and a white internal part which acts as "amortisseur" during the movement of vertebrae.

These discs can degenerate following a bad posture, following a traumatism which has the effect of its ageing. If it occurs, its internal part can break and go out across the fibrous ring and constrict or irritate the corresponding nervous root at its level and even hurt it.

When symptoms appear (a pain, a discomfort sensation and a weakness), medical treatment consists in giving medicine to the patient such as anti-inflammatory or of muscular relaxant. However, if pain persists or if nervous problems appear, it is necessary to choose a more efficient treatment.



For that, percutaneous therapy is more and more used in alternative in open conventional surgery, because this respects the anatomy of the column and the treatment is followed by a short recovery for the patient.

The percutaneous treatment consists of association of 2 therapies

- (a biotherapy) accomplished at the same time during the treatment:
- A reduction of pressure intra-herniated disc with jellified alcohol injection (DISCOGEL®).
- A reduction of the inflammation of pronouncements between the vertebrae which encircle the suffering disc thanks to infiltration of corticoids.

Besides, this therapy can be supplemented during some weeks afterwards with neuromuscular stimulations and when it is necessary the pause of auto-printed soles and the Flowers of Bach® for sensory balance.

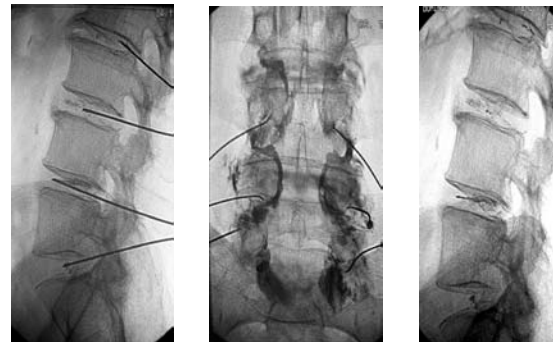
A TREATMENT OF HERNIA

It is about a treatment consisting in decreasing intra-herniated disc hyper pressure of the pathological discs. Injection technique percutaneous is generally accomplished under sedation.

They prick discs to be treated, once studied, thanks to registration, they make fall hyper pressure intra-herniated disc thanks to a chemical decompression (the nucleolysis), thanks to the jellified ethanol DISCOGEL®. In very complicated cases of narrow channel, the coblation (a vaporization of the disc by radio frequency) is used.

To finish they accomplish that, an intra-joint infiltration of adjacent junctions thanks to the injection of corticoids, which treat and decrease the inflammation out of the disc.

To test the pertinence of technique, they study that discs with a contrast iodized agent who is injected by needles. The radiography in X-rays (ionizing radiations) allows to show and to study the behavior of the chosen discs.



DISCOGEL®

INFILTRATION

RESULTS

NEUROMUSCULAR STIMULATION

Para vertebral muscles support the column. Hernias lead to a suffering, to a shortening and to a symmetry loss.

It is for it that when the reduction of intra-herniated disc hyper pressure and the joint inflammation were got, it is fundamental to treat in second time the muscular and postural de harmonization which can have been the responsible reason for discs conflicts and avoid so the reappearance of symptoms.

With this in view, new original techniques were worked out to stimulate para spinal muscles. They allow getting a good immediate re harmonization thanks to homoeopathic substances and to acupuncture



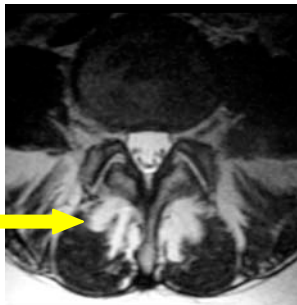
Pain caused by hernias, has an influence on our emotional state, by causing feelings of anxiety, of stress, of sadness, etc. That is why they perfected an original technology based on the selection of Flowers of Bach®, adapted to every patient.

The aforementioned treatment with Flowers of Bach® is admitted from 1975 by the OMS as complement in the treatment of sensory balance at patients with pain.

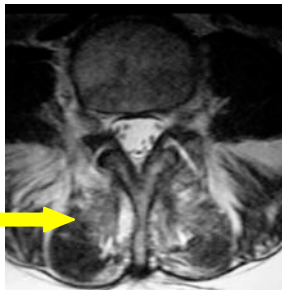
PARAVERTEBRAL LIPO ASPIRATION

In certain cases of discomfort / of pain caused by the consecutive fibrosis in a conventional surgery or a grease accumulation by one atrophic muscle, we propose to the patient a technology which consists in lipo-aspiration of grease deposition para vertebral, what allows a bigger re-expansion of the para vertebral musculature, by improving the energy of the muscles of the column and the painful symptomatology of these patients.

Aforementioned intervention is mini - invasive and it does not request hospitalization.



PRE TREATMENT



POST TREATMENT

TREATMENT WITH DISCOGEL®



PRE TREATMENT



POST TREATMENT

A GUIDE DEDICATED TO THE PATIENT FOR THE TREATMENT OF HERNIATED DISC



Sanatorio Ntra. Señora del Rosario
Príncipe de Vergara 53, Planta -1
28006- Madrid
Tel: 918374411/ 914359100 Ext :2693
Dr. Jacques THERON
theronjcq@aol.com